

LIBMAN

- Library is automated with cloud based integrated Library Management Software LIBMAN
- Software that performs multiple Library functions such as cataloguing, accessioning, acquisition, OPAC,M-OPAC, Visitors management system and more.
- Software helps in record maintaining of books ,serial control and newspapers.
- LIBMAN provides Library services with improved efficiency & user services.
- All core Library operations are computerized & integrated including barcode, remote access to library collection through mobile App M-OPAC

MasterSoft

ERP Solution Pvt. Ltd.

1224

Kamla Nehru Mahavidyalaya

Search Library Menu

23172
Total Borrower
Total borrower registered in Library.

61817/29941
Total Books/Titles
Total accessioning of books/titles in Library.

117
Total Journal
Journals and Magazine defines in Library.

17
Total Newspaper
Total Newspaper defined in Library.

Dashboard

Library Analytics

OPAC Search

Library Set Up

User Definitions

General Masters

Library Master Define

Acquisition & Catalogue

Circulation

Circulation Reports

MIS Reports

Serial Control

Newspaper

NEWS

Kamla Nehru Mahavidyalaya

User Name - library@knm.com

Email - library@knm.com

Mobile - 86690

Verify

Verify

Quick Links

Book Issue Return

Book Title Entry

Invoice & Accessioning

OPAC Search

Add More

Library Overview Details

ACTIVE MEMBERS

EMPLOYEE BORRO.

DENTS BORRO.

DUE BOOKS

ISSUED BOOKS

PRESENT BOOKS

STUDENTS BORRO.

ACTIVE MEMBERS

Branch Wise Borrowers

B.C.A.

B.Sc. BIO TECH

B.Com. CA

XII S...

XI S...

XII S...

XII S...

XII S...

B.Com.

B.Sc.

B.B.A.

XII ART

XI ...

XI ...

XI ...

MCA

M.A. ...

MBA

XII M...

XII SCI NG

Issue/Return Transactions

40

30

20

10

0

1

2

3

4

5

6

7

8

9

10

11

12

13

14

15

16

17

18

19

20

21

22

23

24

25

26

27

28

29

30

31

32

33

34

35

36

37

38

39

40

Designed and Developed by MasterSoft ERP Solution Pvt. Ltd.

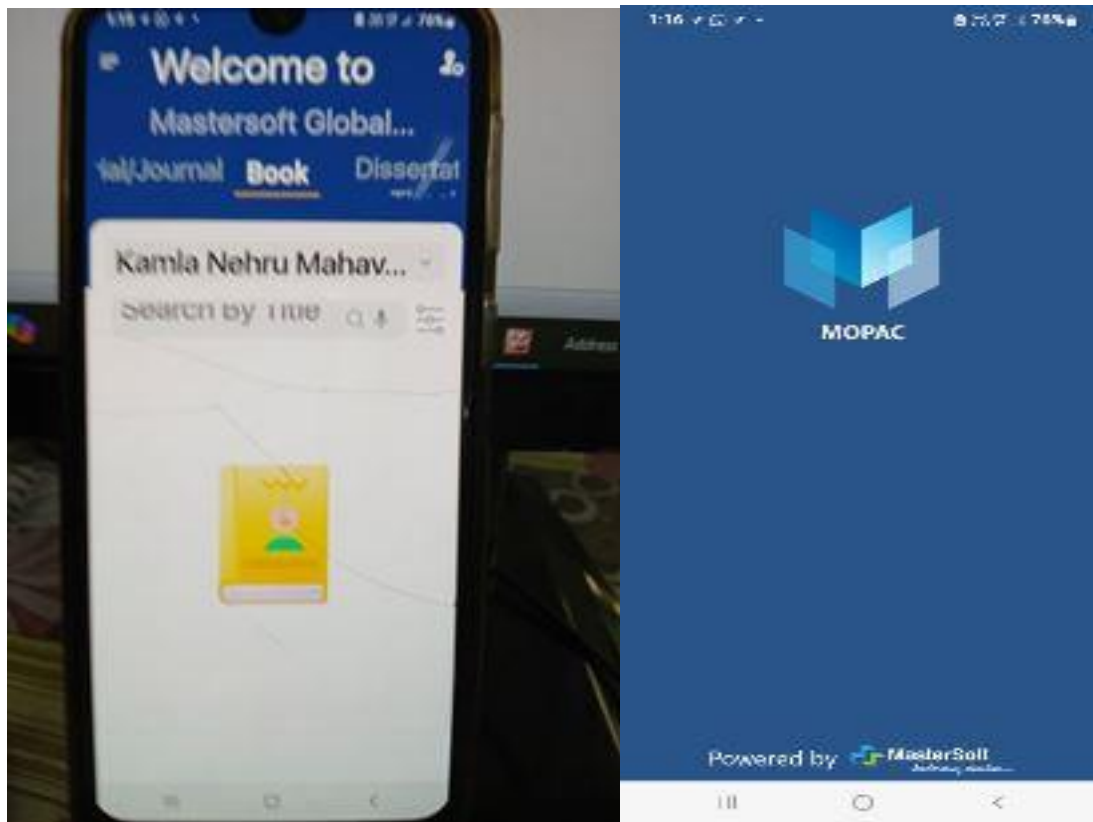
Help

Type here to search

Address

11:47 AM
2024-07-06

MOPAC:



MOPAC DASHBOARD:



Dashboard



25837

Total Borrower



62781

Total Book



117

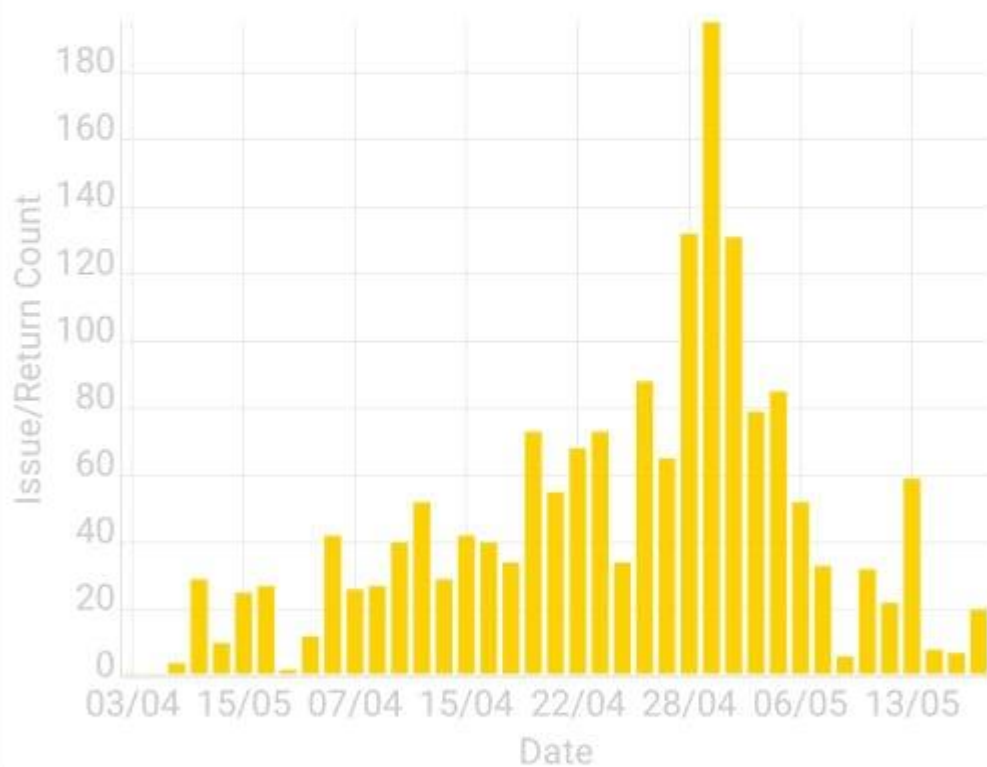
Total Journal



17

Total
Newspaper

Issue/Return Transaction



Visitors Transaction

**KAMLA NEHRU MAHAVIDYALAYA
CENTRAL LIBRARY
TRANSACTION REPORT**

S.NO	YEAR	TOTAL NUMBER OF TRANSACTION
1	2024-25	12924
2	2023-24	27223
3	2022-23	31278
4	2021-22	7880
5	2020-21	6463
6	2019-20	23984
7	2018-19	36963



PRINCIPAL
Kamla Nehru Mahavidyalaya
Bakkardara Chowk, Nagpur



Amar Sewa Mandal's
Kamla Nehru Mahavidyalaya

MONTHLY SUMMARY TRANSACTION OF ALL MEMBER (CIRCULATION)

FROM 01/06/2024 TO 02/04/2025

MONTH	YEAR	TOTAL ISSUE			TOTAL RENEWAL			TOTAL RETURN			TOTAL TRANSACTION		
		M	F	T	M	F	T	M	F	T	M	F	T
JUN	2024	26	103	129	0	3	3	42	81	123	68	187	255
JUL	2024	39	101	140	0	0	0	50	72	122	89	173	262
AUG	2024	110	152	262	0	0	0	62	65	127	172	217	389
SEP	2024	90	201	291	2	5	7	50	82	132	142	288	430
OCT	2024	174	567	741	26	91	117	130	496	626	330	1154	1484
NOV	2024	231	658	889	31	138	169	156	482	638	418	1278	1696
DEC	2024	252	458	710	30	72	102	308	612	920	590	1142	1732
JAN	2025	248	793	1041	33	134	167	192	626	818	473	1553	2026
FEB	2025	258	688	946	71	223	294	234	664	898	563	1575	2138
MAR	2025	263	730	993	76	217	293	273	744	1017	612	1691	2303
APR	2025	27	49	76	6	15	21	35	77	112	68	141	209
Total:		1718	4500	6218	275	898	1173	1532	4001	5533	3525	9399	12924

M -> Male, F -> Female, T -> Total

PRINCIPAL
Kamla Nehru Mahavidyalaya
Sakkardara Chowk, Nagpur



Amar Sewa Mandal's
Kamla Nehru Mahavidyalaya

MONTHLY SUMMARY TRANSACTION OF ALL MEMBER (CIRCULATION)

FROM 01/06/2023 TO 01/07/2024

MONTH	YEAR	TOTAL ISSUE			TOTAL RENEWAL			TOTAL RETURN			TOTAL TRANSACTION		
		M	F	T	M	F	T	M	F	T	M	F	T
JUN	2023	210	455	665	62	108	170	365	837	1202	637	1400	2037
JUL	2023	130	212	342	0	2	2	184	252	436	314	466	780
AUG	2023	334	533	867	34	34	68	240	341	581	608	908	1516
SEP	2023	337	644	981	55	79	134	257	485	742	649	1208	1857
OCT	2023	535	1145	1680	93	281	374	423	1013	1436	1051	2439	3490
NOV	2023	194	455	649	55	149	204	201	423	624	450	1027	1477
DEC	2023	408	854	1262	80	201	281	401	892	1293	889	1947	2836
JAN	2024	349	906	1255	73	160	233	382	954	1336	804	2020	2824
FEB	2024	353	860	1213	90	201	291	264	747	1011	707	1808	2515
MAR	2024	375	967	1342	112	250	362	363	901	1264	850	2118	2968
APR	2024	345	868	1213	87	180	267	482	1112	1594	914	2160	3074
MAY	2024	129	310	439	26	76	102	310	743	1053	465	1129	1594
JUN	2024	26	103	129	0	3	3	42	81	123	68	187	255
Total:		3725	8312	12037	767	1724	2491	3914	8781	12695	8406	18817	27223

M -> Male, F -> Female, T -> Total



PRINCIPAL

Kamla Nehru Mahavidyalaya
Sakkardara Chowk, Nagpur



Amar Sewa Mandal's
Kamla Nehru Mahavidyalaya

MONTHLY SUMMARY TRANSACTION OF ALL MEMBER (CIRCULATION)

FROM 01/06/2022 TO 02/07/2023

MONTH	YEAR	TOTAL ISSUE			TOTAL RENEWAL			TOTAL RETURN			TOTAL TRANSACTION		
		M	F	T	M	F	T	M	F	T	M	F	T
JUN	2022	55	109	164	23	29	52	178	298	476	256	436	692
JUL	2022	64	155	219	17	15	32	152	313	466	233	483	717
AUG	2022	79	131	210	1	4	5	52	89	141	132	224	356
SEP	2022	296	523	819	18	35	53	184	341	525	498	899	1397
OCT	2022	277	606	883	57	155	212	250	537	787	584	1298	1882
NOV	2022	429	927	1356	114	205	319	320	770	1090	863	1902	2765
DEC	2022	540	1044	1584	185	287	472	516	974	1490	1241	2305	3546
JAN	2023	534	1226	1760	154	358	512	514	1075	1589	1202	2659	3861
FEB	2023	476	1064	1540	190	414	604	480	1062	1542	1146	2540	3686
MAR	2023	485	1126	1611	217	454	671	459	1071	1530	1161	2651	3812
APR	2023	456	1076	1532	177	339	516	478	1170	1648	1111	2585	3696
MAY	2023	314	711	1025	145	280	425	413	914	1327	872	1905	2777
JUN	2023	210	455	665	62	108	170	365	837	1202	637	1400	2037
JUL	2023	4	14	18	0	0	0	5	31	36	9	45	54
Total:		4219	9167	13386	1360	2683	4043	4366	9482	13849	9945	21332	31278

M -> Male, F -> Female, T -> Total

PRINCIPAL
Kamla Nehru Mahavidyalaya
Sakkardara Chowk, Nagpur




Amar Sewa Mandal's
Kamla Nehru Mahavidyalaya

MONTHLY SUMMARY TRANSACTION OF ALL MEMBER (CIRCULATION)

FROM 01/06/2021 TO 01/03/2022

MONTH	YEAR	TOTAL ISSUE			TOTAL RENEWAL			TOTAL RETURN			TOTAL TRANSACTION		
		M	F	T	M	F	T	M	F	T	M	F	T
JUN	2021	52	116	168	4	15	19	64	181	245	120	312	432
JUL	2021	129	207	336	17	28	45	130	217	347	276	452	728
AUG	2021	106	185	291	28	21	49	101	209	310	235	415	650
SEP	2021	50	98	148	4	7	11	97	156	253	151	261	412
OCT	2021	55	84	139	3	2	5	78	110	188	136	196	332
NOV	2021	143	316	459	7	13	20	190	303	493	340	632	972
DEC	2021	275	647	922	38	79	117	256	631	887	569	1,357	1,926
JAN	2022	136	256	392	23	40	63	120	284	404	279	580	859
FEB	2022	249	666	915	30	54	84	177	393	570	456	1,113	1,569
Total:		1,195	2,575	3,770	154	259	413	1,213	2,484	3,697	2,562	5,318	7,880

M -> Male, F -> Female, T -> Total


PRINCIPAL
Kamla Nehru Mahavidyalaya
Sakkardara Chowk, Nagpur



Amar Sewa Mandal's

Kamla Nehru Mahavidyalaya

MONTHLY SUMMARY TRANSACTION OF ALL MEMBER (CIRCULATION)

FROM 01/07/2020 TO 01/08/2021

MONTH	YEAR	TOTAL ISSUE			TOTAL RENEWAL			TOTAL RETURN			TOTAL TRANSACTION		
		M	F	T	M	F	T	M	F	T	M	F	T
JUL	2020	7	10	17	0	0	0	4	24	28	11	34	45
AUG	2020	6	10	16	0	0	0	30	45	75	36	55	91
SEP	2020	48	48	96	0	0	0	36	79	115	84	127	211
OCT	2020	29	82	111	0	0	0	147	271	418	176	353	529
NOV	2020	30	120	150	6	3	9	72	136	208	108	259	367
DEC	2020	101	316	417	13	28	41	96	297	393	210	641	851
JAN	2021	143	344	487	25	51	76	126	341	467	294	736	1,030
FEB	2021	179	504	683	33	72	105	128	439	567	340	1,015	1,355
MAR	2021	92	248	340	22	29	51	66	201	267	180	478	658
APR	2021	24	40	64	6	6	12	23	58	81	53	104	157
MAY	2021	5	1	6	1	1	2	1	0	1	7	2	9
JUN	2021	52	116	168	4	15	19	64	181	245	120	312	432
JUL	2021	129	207	336	17	28	45	130	217	347	276	452	728
Total:		845	2,046	2,891	127	233	360	923	2,289	3,212	1,895	4,568	6,463

M -> Male, F -> Female, T -> Total

PRINCIPAL
Kamla Nehru Mahavidyalaya
Sakkardara Chowk, Nagpur



Amar Sewa Mandal's

Kamla Nehru Mahavidyalaya

MONTHLY SUMMARY TRANSACTION OF ALL MEMBER (CIRCULATION)

FROM 01/06/2019 TO 02/08/2020

MONTH	YEAR	TOTAL ISSUE			TOTAL RENEWAL			TOTAL RETURN			TOTAL TRANSACTION		
		M	F	T	M	F	T	M	F	T	M	F	T
JUL	2019	37	79	116	0	0	0	3	10	13	40	89	129
AUG	2019	501	1,022	1,523	18	44	62	241	486	727	760	1,552	2,312
SEP	2019	589	1,386	1,975	123	190	313	403	1,150	1,553	1,115	2,726	3,841
OCT	2019	445	1,128	1,573	107	167	274	451	1,197	1,648	1,003	2,492	3,495
NOV	2019	336	695	1,031	117	134	251	373	817	1,190	826	1,646	2,472
DEC	2019	441	1,180	1,621	74	131	205	407	975	1,382	922	2,286	3,208
JAN	2020	343	960	1,303	94	214	308	309	947	1,256	746	2,121	2,867
FEB	2020	428	1,237	1,665	120	328	448	396	1,163	1,559	944	2,728	3,672
MAR	2020	183	598	781	63	160	223	207	703	910	453	1,461	1,914
JUN	2020	0	7	7	0	0	0	18	4	22	18	11	29
JUL	2020	7	10	17	0	0	0	4	24	28	11	34	45
Total:		3,310	8,302	11,612	716	1,368	2,084	2,812	7,476	10,288	6,838	17,146	23,984

M -> Male, F -> Female, T -> Total


PRINCIPAL
 Kamla Nehru Mahavidyalaya
 Sakardara Chowk, Nagpur